



Listen Love Learn

Settling in Meeting



READING



- Phonics
- Song of Sounds
- Flash Cards
- Decodable books
- High Frequency Words



PHONICS

- Phonics are the tools by which children learn to read and write. To learn to read and write children need to learn five basic skills. They need to:
 1. learn their letter sounds
 2. learn to write the letter shapes
 3. learn to blend sounds together for reading
 4. learn to identify the sounds in words for writing
 5. learn to read and spell tricky words.




Did you know this letter has a name AND a sound?

d



HOW CAN YOU HELP?

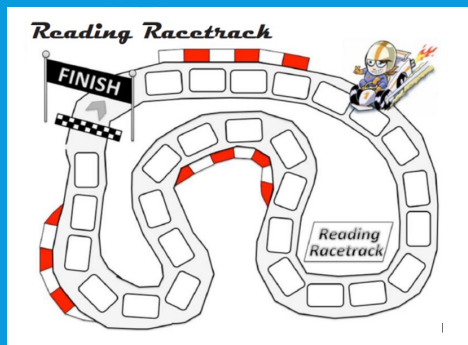


- ✓ Listening to the Song of Sounds song with your child.
- ✓ Look at the weekly homework sheets with your child.
- ✓ Share books and read with your child everyday. Encourage a love of books and stories.
- ✓ See suggested activities and games
- ✓ Mark making, letter and name writing



SYSTEM FOR HOME READING BOOKS


- Please ensure your child has their reading book in their bag everyday.
- It is good practise to read the same book a few times to develop fluency and confidence. It is not a race!
- The class teacher will monitor your child's progress and let you know when they are ready for the next level of books.
- **When you share a book with your child at home, please remember to record it in the reading diary.**



WORDLESS PICTURE BOOKS

- Most children will start with a wordless picture book.
- It is important the children secure their ability to blend before words are introduced.
- The weekly homework sheets will help with this and then the wordless picture books will help develop the other skills needed for reading.

- Describe what you see
- Point things out
- Use story language
- Play with the story



TOP TIPS



- Top tips to help with reading:
- Point to each letter shape one at a time as your child says the sounds aloud a few times, getting quicker and quicker.
- Say the sounds out loud to your child, getting quicker and quicker.
- If after a few attempts they still can't read it, tell them the word and practise another one. You can always come back to it later.
- With letter sounds that contain two or more letters, e.g. sh, air, it might be helpful if you draw an imaginary line under the 'sh' or 'air' so that they see it as one sound and don't sound out each letter.
- Always be positive and encouraging – if they believe they can do it, then they will.
- Remember to read longer texts to your child. Encourage a love of reading by sharing a range of different stories.



HOMework

Homework will be added to the school website each week.



**Practise reading with
Felicity the Phonic Fairy!**

Can you read these letters?
Can you read them forwards, backwards and when a
grown up points to them?

s a t p



**Practise blending with
Felicity the Phonic Fairy!**

TAPESTRY



Have you completed the form?

You should have received an email explaining how to set up your account.
Any issues please speak to a member of the EYFS team.

Staff will upload observations and photographs.
Please remember there will be no set amount of observations.

CELEBRATING SUCCESS

- House Points



- Wow Postcards



- Certificates



- Stickers

UNIFORM



- PE- Monday
- Earrings and jewellery
- Change of clothing
- Coat



FOOD IN SCHOOL



- Nut Free School
- Water/ Milk
- Snack

